



ANNUAL REPORT 2007-2008

Dr. Martin Luther King, Jr. in Westwood

Judy D'Arcangelis, Principal

Robert Woodford, Assistant Principal

1100 Nichols Road

Phone Number: 269.337-0610 ✦ Fax Number: 269.337-1624

d'arcangelisjb@kalamazoo.k12.mi.us

The mission of our school, a partnership of family, staff and community, is to ensure that each student develops an academic foundation and unique talents; students will become lifelong learners and responsible citizens through inspired, personalized, innovative instruction in a safe, creative and caring environment.

Highlights for 2007-2008

- High Academic Achievement
 - Adequate Yearly Progress (NCLB)
 - Sustained high performance in reading, mathematics, science
 - Improved Student Writing
- *Reading First* and *Reading Recovery* Programs Fully Implemented
- Power Library school including *Guys Read* and *Reading Divas (book clubs)*, *Reach Out and Read Open Library* (after school), and professional librarian who is very active in her field and in our school
- Academically Talented Students Served by Special Programs (Avant Garde & Cluster) and Classroom Components
- Successful integration of new students/families into our school (student population growth of 165 during past 2 years; at 620 in June, 2008, out of a possible 636 spots)
- Nine Destination Imagination Teams. Six of the nine went on to state competition. Two of those six went on National Competition in Tennessee. One of the teams was the first KPS elementary team to qualify for national competition last year and repeated this year. The other was a combined Indian Prairie/King-Westwood team traveling to national competition for the first time.
- After school math tutoring program established this year by Jack Mills, 6th grade teacher, serving children in grades 4, 5, and 6. Students who attended regularly showed gains of as much as three years in their basic mathematical skills.
- School-wide Implementation of *Second Step* Program (including coach and materials provided through Fetzer Institute/Kalamazoo Communities In Schools grant) – Units in all grades on empathy, impulse control and problem solving, anger management)
- Collaboration with arts organizations: Kalamazoo Symphony Orchestra Musicians-In-Residence Program, Kalamazoo Institute of Arts, Aesthetic Education Program (KRESA), Wellspring Dance Company, EFA Presents, and 5th Grade Collaborative Bach Concert by students from several area public and private schools.

- Student art work exhibited at downtown Art Hop, KPS Administration Building, KIA, and Bronson Hospital; instrumental music program (grades 4, 5, 6); choir (grades 5 & 6); general music and art classes every week for all students
- Expansion of partnerships through Kalamazoo Communities In Schools to include new programs: J.P. Morgan/Chase tutors here & book purchase for all 2nd grade students in the district; SLD Center tutoring for 2nd grade students; *ROARING Writers* after school program for students (writing & social justice focus); *Mad Science*; and *Celebrate Your Family* parenting program through Prevention Works
- Full-Service Kalamazoo Communities In Schools Building: Mentoring/Tutoring, WMU Social Work Program, Dental Services, Girls on the Run, Jr. Achievement, You Are Special (YWCA), collaboration with two three area churches
- King-Westwood parent, Sue Fales, received the Superstar Award for her service as a volunteer coach from Kalamazoo Girls on the Run organization
- 5th & 6th grade student participation in KPS Elementary Track Meet
- WMU Teaching Intern and Pre-Intern Programs (Cluster Site)
- Global Reading Challenge through the Kalamazoo Public Library
- Breakfast of Champions Leadership Program (6th grade boys), Mr. Jim Hess, Community Volunteer
- Successful Girls & Boys Basketball, Co-Ed Soccer, and Co-Ed Flag Football Teams (grades 5 & 6) this year
- Active PTO with new projects Fall Fest and 2-Hour Power Volunteer program and continuing projects to support academics, field trips, family activities, student planners, and our library
- Much involvement of parents and staff members on development of district and community Expectations Strategic Plan

School Community

The process by which students are assigned to district schools is as follows:

- Students can attend their home school based on specific attendance areas.
- Students can attend a magnet school. There are seven elementary magnet schools and two middle school magnet schools from which to choose.

- Students can attend any other district school as long as the district is not required to provide transportation.
- Enrollment will depend on the existence of adequate space within the building and grade level.
- King in Westwood is a K-6 building with an enrollment of 613 students
- Multicultural environment composed of 0.7% Native American, 38.8% African American, 3.4% Asian American, 4.7% Hispanic and 52.4% Caucasian students
- Daily attendance rate of 95.5%
- Student suspension ratio of 80/613
- Conferences: 99% fall and 95% spring

Annual Yearly Progress

AYP Status	05-06	06-07	07-08
% Participation	100%	100%	100%
Phase 0 – 5	Phase 0	Phase 0	Phase 0
Met AYP	X	X	X
Did Not Meet AYP			
Composite Grade	B	A	A

Highly Qualified Staff

- 100% of the staff is teaching in their credential area of experience
- No teachers with emergency or provision credentials are teaching in either the high or low poverty schools
- No teachers are teaching in the classroom in either the high or low poverty schools that are not highly qualified
- 2 Administrators; 1 with a Masters and 1 with a Masters+30
- 36 teachers; 14 with a Bachelors Degree; 18 with a Masters Degree; and 4 with a Masters+30
- All Title I instructional paraprofessionals are compliant with the NCLB requirements for highly qualified

Parent Involvement

District Policy: *The District will consistently work, in a variety of ways, to strengthen meaningful family participation in the education of their children.*

King in Westwood Parent Involvement

- Parents are invited to serve on the King-Westwood School Improvement Team. Half of the members are parents, and a parent serves as Chairperson of our SIT Team.
- Input is also sought through discussions at PTO meetings and through occasional surveys.
- Parents are encouraged to volunteer at school in a variety of capacities: reading with children, assisting in classrooms and the library, PTO membership and leadership, field trip chaperoning, etc.
- Parents are very involved in our school, and we continue to try to involve parents from all areas that we serve.
- Parent Involvement Activities are reviewed by individual teachers, SIT, PTO, the parent volunteers, and administrators.

School Improvement Planning

The school improvement meetings are held on the third Tuesday of the month from 5:15 – 6:30 pm and all materials are housed in the office of the principal. It is the task of the School Improvement Team, the entire building staff and

district administration to adopt procedures ensuring that all groups of students become proficient in the core areas. The School Improvement Team, in conjunction with the district coordinator of assessments, determines what will be needed to fully evaluate student achievement. The School Improvement Team with much input from faculty/staff carefully develops the School Improvement Plan. The team, as well as the faculty and staff, also review all or portions of the Plan during the year. The results and evaluation of King's efforts in 2007-2008 becomes the basis for the School Improvement Plan 2008-2009.

DATA (detailed assessment information is available at the school)

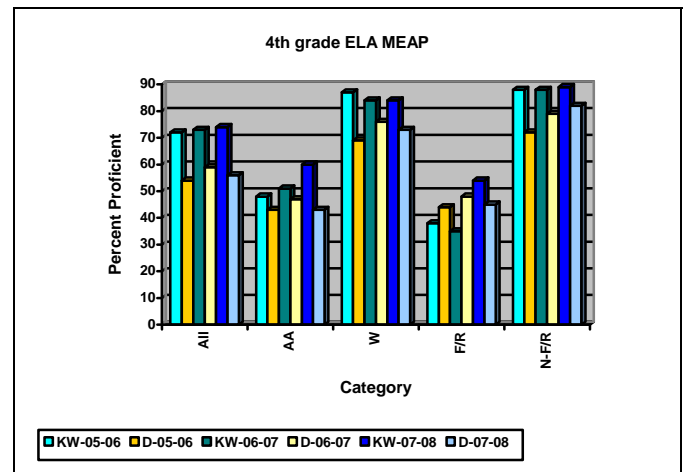
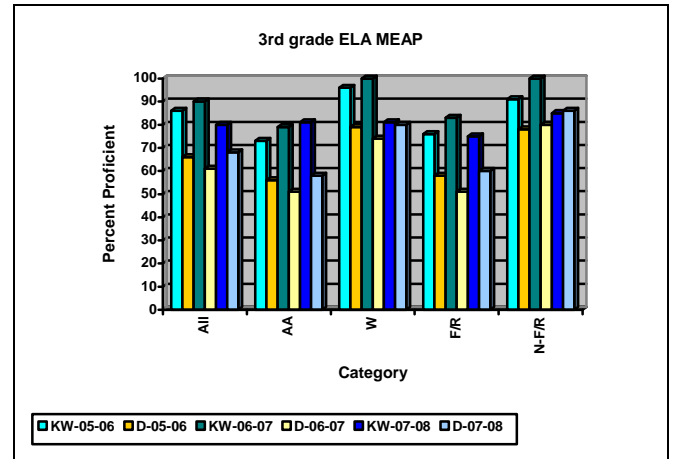
Michigan Educational Assessment Program – MEAP

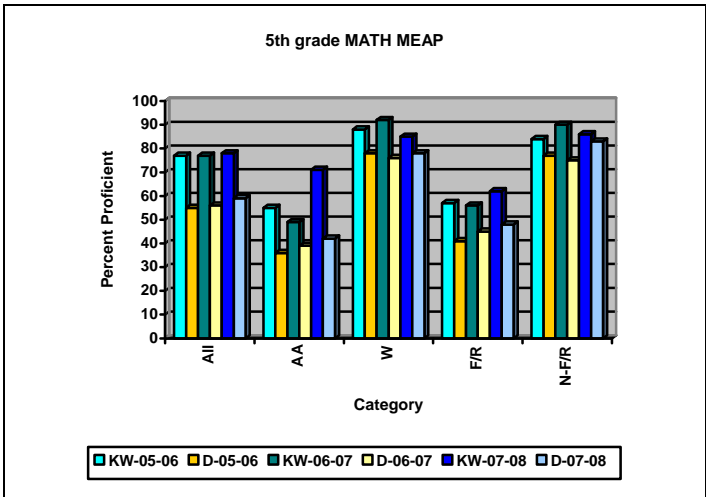
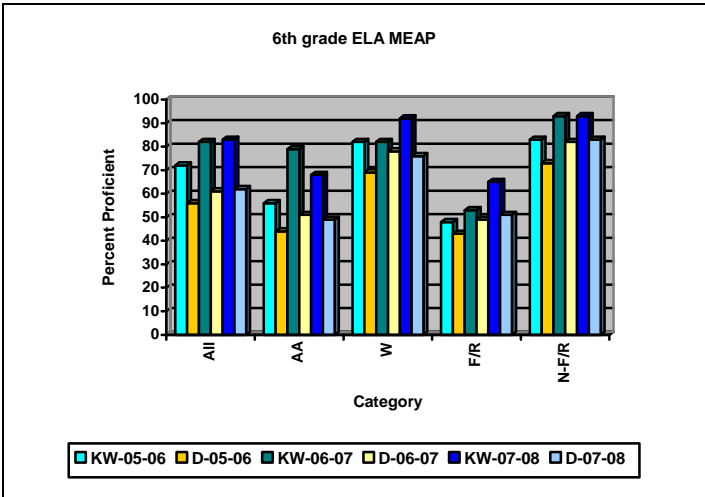
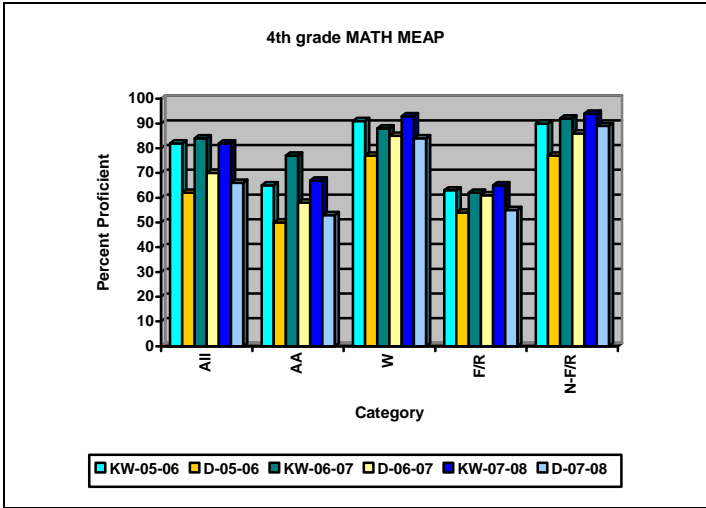
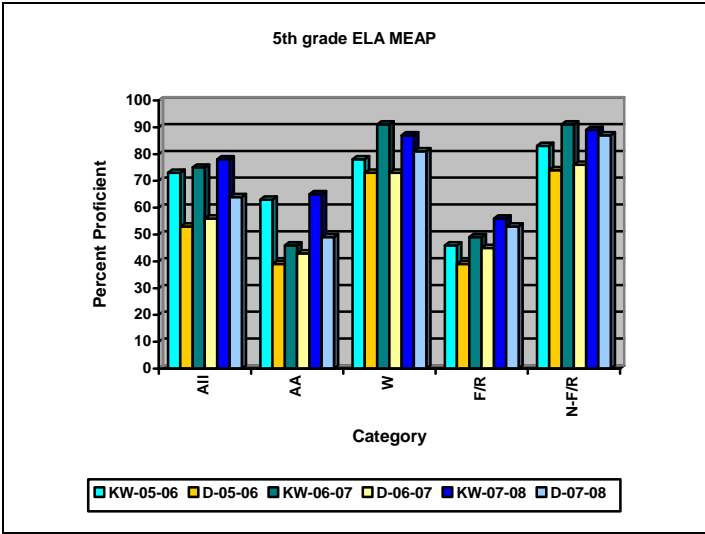
Key:

All – All King/Westwood students F.R. – Free/Reduced Lunch tested
 AA – African American Non-F.R. – Non-Free/Reduced Lunch
 W – White

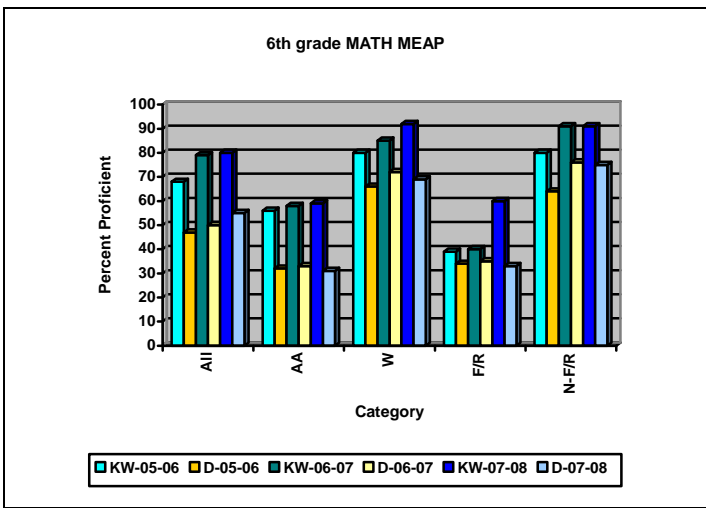
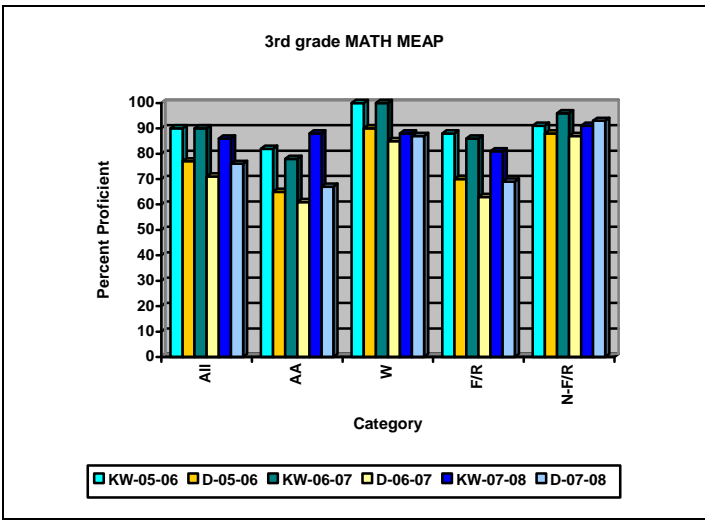
English Language Arts – State Proficiency Targets

3rd grade – 60% 4th grade – 59%
 5th grade – 57% 6th grade – 56%





Mathematics – State Proficiency Targets
 3rd grade – 67% 4th grade 65%
 5th grade – 62% 6th grade – 60%



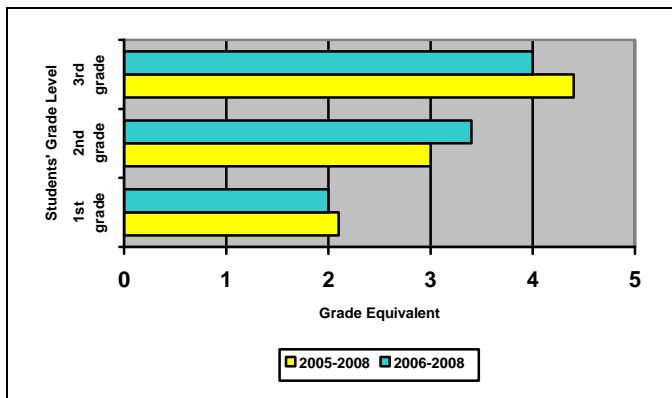
Nationally Normed Achievement Test – ITBS

KW – King in Westwood D – District

Category	05-06		06-07		07-08	
	KW	D	KW	D	KW	D
Grade 1 – Total	2.0	1.8	2.1	1.8	1.7	1.8
African American	1.9	1.5	No score	1.5	1.5	1.5
Hispanic	1.5	1.5	No score	1.5	1.7	1.6
White	2.1	2.1	No score	2.1	2.0	2.1

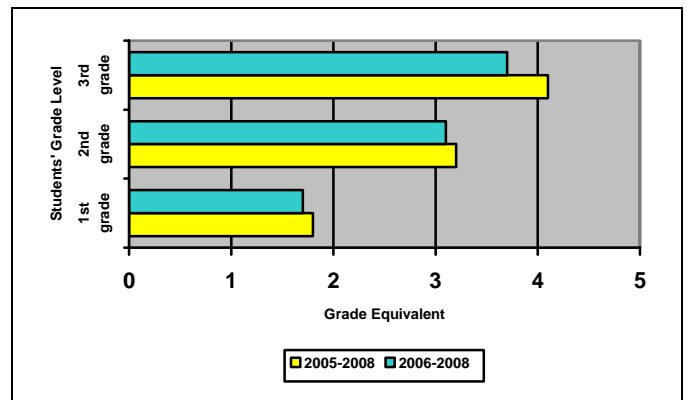
Reading Grade Equivalents						
Category	05-06		06-07		07-08	
	KW	D	KW	D	KW	D
Non-Free/Reduced	2.2	2.3	2.3	2.3	1.9	2.2
Free/Reduced	1.6	1.5	1.9	1.6	1.6	1.6
Non-Special Needs	2.0	1.8	2.2	1.8	1.8	1.9
Special Needs	1.3	1.5	1.0	1.3	1.5	1.4
Grade 2 – Total	3.0	2.6	3.4	2.8	3.4	2.8
African American	2.7	2.3	No score	2.4	2.8	2.4
Hispanic	--	2.3	No score	2.6	3.0	2.4
White	3.4	3.0	No score	3.1	3.9	3.4
Non-Free/Reduced	3.5	3.3	3.9	3.5	3.9	3.8
Free/Reduced	2.6	2.3	2.9	2.4	2.9	2.4
Non-Special Needs	3.0	2.6	3.4	2.8	3.4	2.9
Special Needs	1.4	1.8	2.0	1.8	3.1	2.3
Grade 3 – Total	4.2	3.6	4.4	3.5	4.0	3.7
African American	3.7	3.1	No score	3.0	3.7	3.2
Hispanic	3.8	3.1	No score	3.1	3.3	3.4
White	4.8	4.2	No score	4.1	4.6	4.3
Non-Free/Reduced	4.9	4.4	5.0	4.4	4.5	4.7
Free/Reduced	3.4	3.1	4.1	3.1	3.7	3.3
Non-Special Needs	4.2	3.7	4.5	3.5	4.1	3.8
Special Needs	2.1	2.6	--	2.7	3.6	2.8

In the following chart each color bar represents the same group of students and their progression from 1st through 3rd grade on the IOWA reading assessment.



Math Grade Equivalents						
Category	05-06		06-07		07-08	
	KW	D	KW	D	KW	D
Grade 3 – Total	4.0	3.4	4.1	3.3	3.7	3.5
African American	3.4	3.0	No score	2.9	3.3	3.1
Hispanic	3.5	3.3	No score	3.0	3.2	3.3
White	4.6	3.9	No score	3.9	4.2	4.0
Non-Free/Reduced	4.6	4.1	4.5	4.0	4.1	4.3
Free/Reduced	3.3	3.1	3.9	3.0	3.3	3.2
Non-Special Needs	4.1	3.5	4.2	3.4	3.8	3.6
Special Needs	1.9	2.5	--	2.8	3.3	2.7

In the following chart each color bar represents the same group of students and their progression from 1st through 3rd grade on the IOWA math assessment.



Measurable Objectives for 2008-2009 School Improvement

- Students in grades 3, 4, 5, and 6 will meet or exceed the state ELA MEAP targets in writing (i.e., 60%, 59%, 57%, and 56% respectively), including all students; African-American and White students; free/reduced lunch students and non-free/reduced lunch students.
- The percentage of continuing KPS students entering the 5th grade in the fall of 2008 will meet or exceed the state target on the MEAP (i.e., 57%) and meet or exceed the district average for the same subgroup.
- The percentage of grade level groups and sub-groups in grades 3, 4, and 6 will continue to meet or exceed the state target on the MEAP (i.e., 60%, 59%, and 56% respectively).
- 1st, 2nd, and 3rd grade students will continue to improve in reading as measured by the IOWA Test of Basic Skills (increased percentage in upper two quartiles and decreased percentage in lowest quartile).
- 1st grade students will meet or exceed district percentage of students at grade level in vocabulary, comprehension, and total reading (42% or more at grade level in vocabulary; 58% or more at grade level in comprehension; and 50% or more at grade level in total reading) on the IOWA.
- African-American students and economically disadvantaged students will meet or exceed the state target on the MEAP. Targets are Grade 3 – 67%; Grade 4 – 65%; Grade 5 – 62%; and Grade 6 – 60%.
- 1st grade students will increase their performance on the IOWA mathematics assessment to a grade equivalent of 2.0.

Math Grade Equivalents						
Category	05-06		06-07		07-08	
	KW	D	KW	D	KW	D
Grade 1 – Total	1.7	1.5	1.8	1.5	1.6	1.5
African American	1.5	1.3	No score	1.2	1.4	1.3
Hispanic	1.3	1.4	No score	1.3	1.4	1.6
White	2.0	1.9	No score	1.9	1.7	1.8
Non-Free/Reduced	2.1	2.0	2.0	2.0	1.7	1.9
Free/Reduced	1.2	1.3	1.5	1.3	1.4	1.4
Non-Special Needs	1.7	1.5	1.8	1.5	1.6	1.6
Special Needs	K.9	1.1	K.9	1.0	1.3	1.2
Grade 2 – Total	3.2	2.5	3.0	2.6	2.8	2.5
African American	2.8	2.3	No score	2.2	2.4	2.2
Hispanic	--	2.3	No score	2.5	2.3	2.4
White	2.8	2.9	No score	3.0	3.1	3.1
Non-Free/Reduced	3.6	3.2	3.3	3.2	3.2	3.2
Free/Reduced	2.8	2.3	2.6	2.3	2.5	2.3
Non-Special Needs	3.2	2.5	3.1	2.6	2.8	2.6
Special Needs	1.5	1.8	1.8	1.7	2.9	2.2