



ANNUAL REPORT 2007-2008

Edison Environmental Science Academy

Chuck Tansey, Principal

924 Russell St., 49001

Phone Number: 269.337-0550 ♦ Fax Number: 269.337-1621

tanseyc@kalamazoo.k12.mi.us

The mission of Edison Environmental Science Academy is to ensure that each student demonstrates high academic achievement and becomes an ecologically responsible, contributing citizen through a nurturing and dedicated staff with a technologically advanced, integrated curriculum in cooperation with family and community.

2007-2008 Highlights

Edison Environmental Science Academy has hundreds of volunteers annually from all over the community. As a community, we want our children to be successful. We thankfully welcome our partnerships with local businesses, students, parents, teachers, and community members, including:

- Community Nights: Edison Environmental Science Academy celebrates students' learning and success during our Quarterly Community Nights. During these evening activities, children display what they've learned about our theme, Environmental Economics.
- Summer Garden Camp: Students become better readers, writers, and communicators at Edison Environmental Science Academy's Summer Garden Camp. In summer 2008, our students designed, wrote, published, and distributed a book about Summer Garden Camp.
- Kalamazoo Communities In Schools: brings together major service providers, school officials, community volunteers, business leaders, and local citizens. The focus of this group is to help students with their physical, emotional, and academic needs, helping them to succeed in school and in life.
- First Presbyterian Church of Kalamazoo: has donated over a decade of volunteerism: Everything from tutoring to birthday cupcakes. First Presbyterian Church's promise continues to strengthen our students' characters daily.
- Edison School-based Health Center: provides primary and acute medical care, health education, and mental health counseling to Edison Environmental Science Academy students, their siblings, and members of our Boys and Girls Club. The health center staffs a certified pediatric nurse practitioner, a pediatrician, and a mental health counselor. Please *contact us* for more information.
- The Boys and Girls Club of America: supports our students with after-school programs at Edison Environmental Science Academy. These programs offer education, mentoring, arts, and recreational activities. The Boys and Girls Club proudly provides just what children need: "A sense of competence, usefulness, belonging and influence."

Edison Environmental Science Academy features classrooms that develop real-world skills. Our technology, hands-on earth education, and learning labs provide children with a strong educational platform on which to form their futures.

Our facilities include:

- Technology-based Classrooms
- Greenhouse
- Water Sequestering System
- Garden Beds

- Courtyard
- Science Lab
- Economics Lab
- Literacy Lab

School Community

The process by which students are assigned to district schools is as follows:

- Students can attend their home school based on specific attendance areas.
- Students can attend a magnet school. There are seven elementary magnet schools and two middle school magnet schools from which to choose.
- Students can attend any other district school as long as the district is not required to provide transportation.
- Enrollment will depend on the existence of adequate space within the building and grade level.
- Edison Academy is a K-6 building with an enrollment of 363 students
- Multicultural environment composed of 1.9% Native American, 63.4% African American, 1.1% Asian American, 10.2% Hispanic and 23.4% Caucasian students
- Daily attendance rate of 92.8%
- Student suspension ratio of 95/316
- Conferences: 88% fall and 85% spring

Annual Yearly Progress

AYP Status	05-06	06-07	07-08
% Participation	100%	100%	100%
Phase 0 – 5	Phase 0	Phase 0	Phase 0
Met AYP	X	X	X
Did Not Meet AYP			
Composite Grade	B	C	C

Highly Qualified Staff

- 100% of the staff is teaching in their credential area of experience.
- No teachers with emergency or provision credentials are teaching in either high or low poverty schools.
- No teachers are teaching in the classroom in either high or low poverty schools that are not highly qualified.
- 1 Administrator with a Masters.
- 30 teachers; 22 with a Bachelors Degree; 6 with a Masters Degree; and 2 with a Masters+30.
- All Title I instructional paraprofessionals are compliant with the NCLB requirements for highly qualified.

Parent Involvement

District Policy

The District will consistently work, in a variety of ways, to strengthen meaningful family participation in the education of their children.

Edison Academy Parent Involvement

EESA hires several Title I Parent Corps employees who assist in providing input for School Improvement. They attend Title I meetings that focus on ways to be actively involved in schools. Parent Corps employees participate in Lunch and Learn, one-on-one tutoring, small group instruction and P.T.O. The parent involvement is evaluated using a monthly report and an end of year report.

School Improvement Planning

The school improvement meetings are held the 4th Monday, monthly and the materials are housed in the office of the principal. All staff members are invited to be actively involved in our school improvement process and serve on our school improvement team. Decision-making and goal setting are done with input generated by staff, parents and community members. Important decisions are made using a consensus method. Academic goals were developed based on a review of data in all core content areas. All goals are reviewed at the end of the school year by the entire team and were written or adjusted based on the data. Feedback is shared at faculty meetings, parent corps meetings and parent newsletters. The results and evaluation of Edison's efforts in 2006-2007 becomes the basis for the School Improvement Plan 2007-2008.

DATA (detailed assessment information is available at the school)

Michigan Educational Assessment Program – MEAP

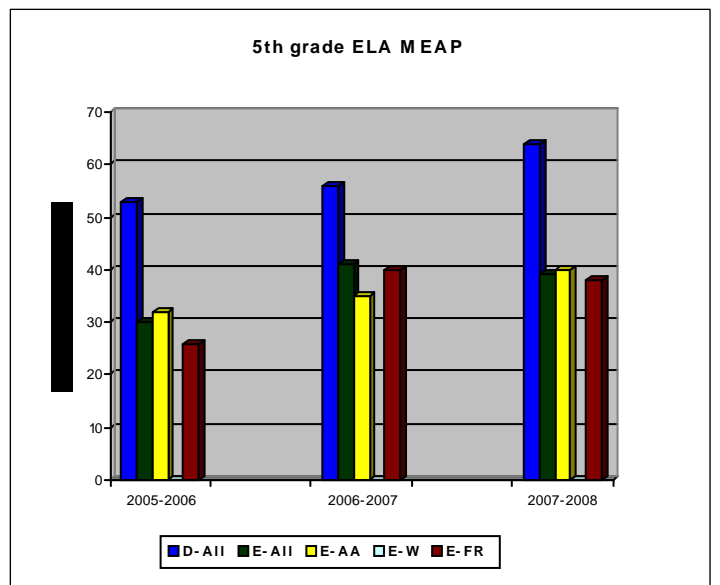
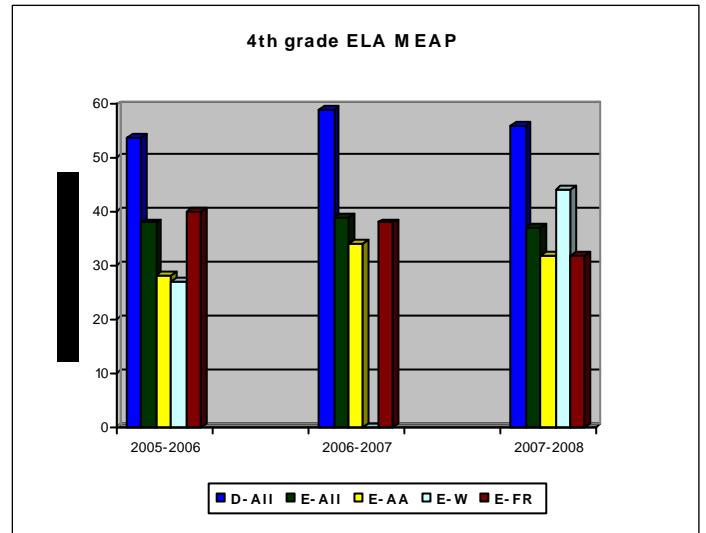
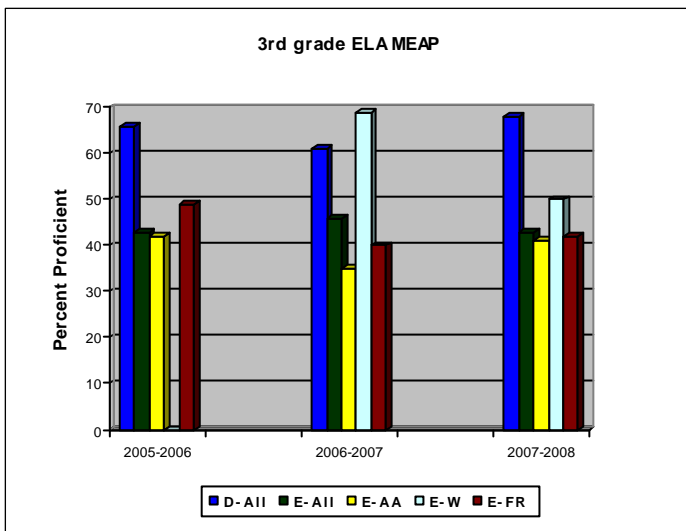
Key:

- D – District students
- E-All – All Edison students
- AA – African American
- W – White
- F.R. – Free/Reduced Lunch

All proficiency scores are for categories with 10 or more students.

English Language Arts – State Proficiency Targets

- 3rd grade – 60%
- 5th grade – 57%
- 4th grade – 59%
- 6th grade – 56%



The 6th grade students were moved back to Edison Environmental Science Academy from Milwood Magnet in 2007-2008. Therefore, a 6th grade ELA three-year comparison is not available.

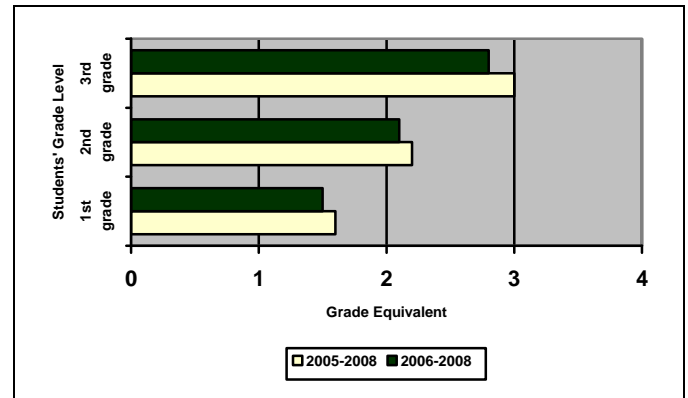
Mathematics – State Proficiency Targets
 3rd grade – 67% 4th grade 65% 5th grade – 62%

Nationally Normed Achievement Test – ITBS

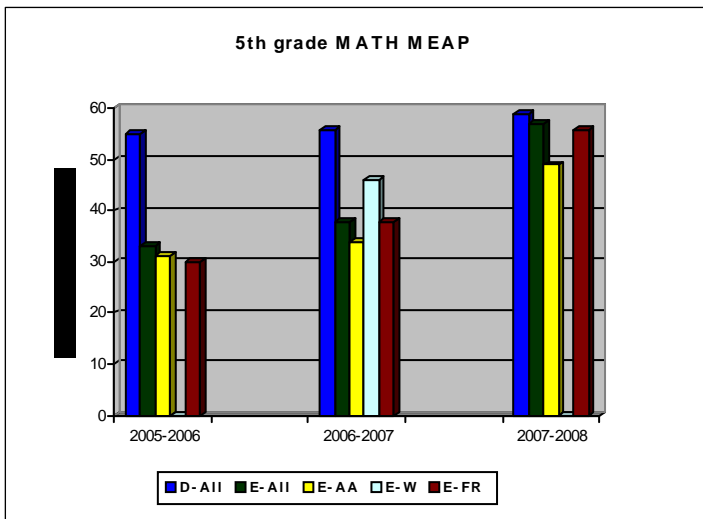
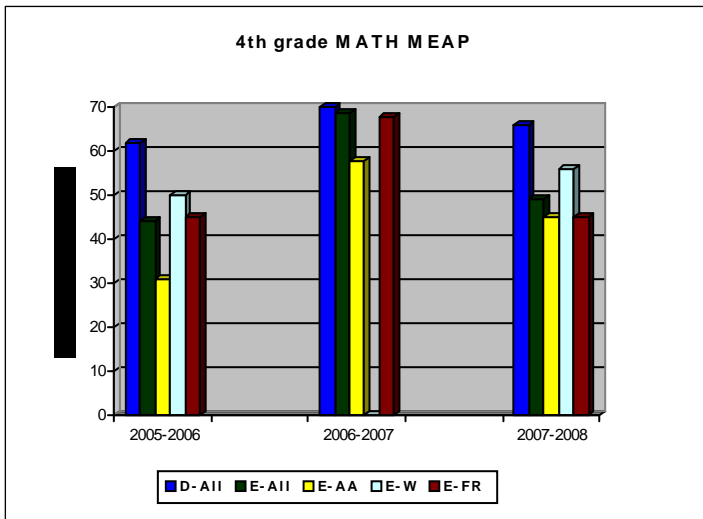
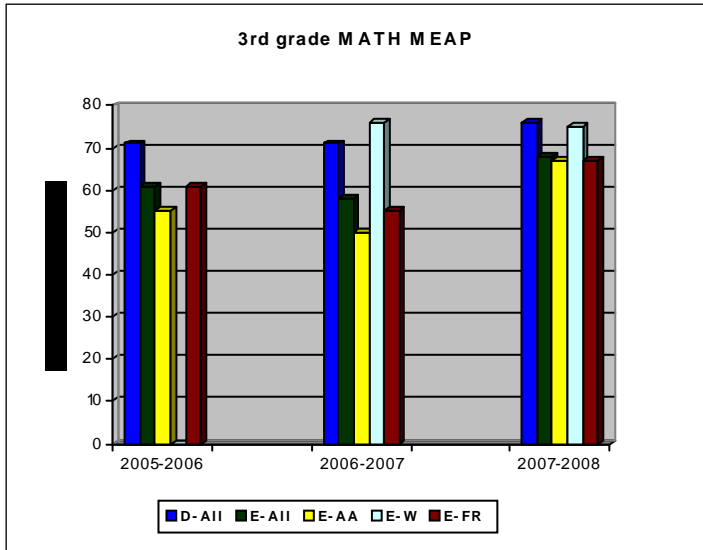
E – Edison D – District

Reading Grade Equivalents						
Category	05-06		06-07		07-08	
	E	D	E	D	E	D
Grade 1 – Total	1.5	1.8	1.5	1.8	1.6	1.8
African American	1.5	1.5	1.4	1.5	1.5	1.5
Hispanic	1.7	1.5	1.5	1.5	1.4	1.6
White	1.5	2.1	1.6	2.1	2.1	2.1
Non-Free/Reduced	1.5	2.3	2.0	2.3	1.7	2.2
Free/Reduced	1.5	1.5	1.5	1.6	1.6	1.6
Non-Special Needs	1.5	1.8	1.5	1.8	1.6	1.9
Special Needs	1.1	1.5	--	1.3	1.6	1.4
Grade 2 – Total	2.2	2.6	2.3	2.8	2.3	2.8
African American	2.2	2.3	2.1	2.4	2.3	2.4
Hispanic	1.9	2.3	2.0	2.6	2.0	2.4
White	2.3	3.0	2.3	3.1	2.7	3.4
Non-Free/Reduced	2.8	3.3	1.7	3.5	2.6	3.8
Free/Reduced	2.2	2.3	2.2	2.4	2.3	2.4
Non-Special Needs	2.3	2.6	2.1	2.8	2.3	2.9
Special Needs	1.5	1.8	1.2	1.8	2.1	2.3
Grade 3 – Total	3.0	3.6	3.0	3.5	2.8	3.7
African American	3.0	3.1	2.9	3.0	2.7	3.2
Hispanic	2.9	3.1	3.0	3.1	2.9	3.4
White	3.0	4.2	3.4	4.1	2.7	4.3
Non-Free/Reduced	4.7	4.4	3.8	4.4	3.1	4.7
Free/Reduced	2.9	3.1	2.9	3.1	2.7	3.3
Non-Special Needs	3.0	3.7	3.1	3.5	2.8	3.8
Special Needs	2.6	2.6	1.5	2.7	2.1	2.8

In the chart below, the color bar represents the same group of students and their progression from 1st grade through 3rd grade on the IOWA reading assessment.



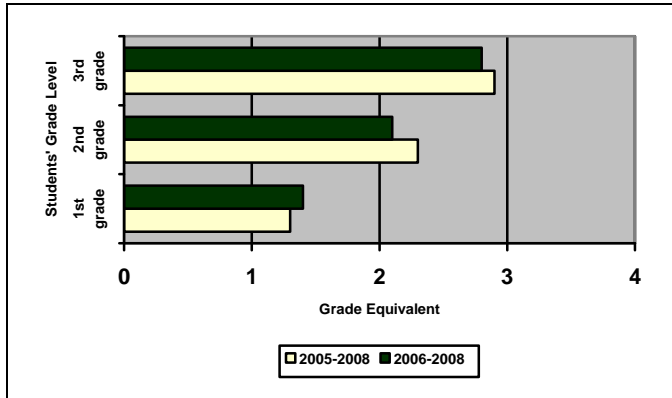
Math Grade Equivalents						
Category	05-06		06-07		07-08	
	E	D	E	D	E	D
Grade 1 – Total	1.2	1.5	1.2	1.5	1.4	1.6
African American	1.2	1.6	1.2	1.5	1.4	1.3
Hispanic	1.5	1.4	1.1	1.3	1.4	1.6
White	1.1	1.9	1.2	1.9	1.7	1.8
Non-Free/Reduced	1.2	2.0	1.4	2.0	1.4	1.9
Free/Reduced	1.2	1.3	1.2	1.3	1.4	1.4
Non-Special Needs	1.2	1.5	1.2	1.5	1.4	1.6
Special Needs	K.9	1.1	--	1.0	1.4	1.2
Grade 2 – Total	2.3	2.5	2.1	2.6	2.3	2.5
African American	2.2	2.3	2.0	2.2	2.3	2.2
Hispanic	2.1	2.3	2.3	2.5	2.2	2.4
White	2.3	2.9	2.4	3.0	2.6	3.1
Non-Free/Reduced	3.2	3.2	2.0	3.2	2.4	3.2
Free/Reduced	2.2	2.3	2.1	2.3	2.3	2.3
Non-Special Needs	2.3	2.5	2.1	2.6	2.3	2.6
Special Needs	1.3	1.8	1.5	1.7	2.2	2.2



The 6th grade students were moved back to Edison Environmental Science Academy from Milwood Magnet in 2007-2008. Therefore, a 6th grade three-year math comparison is not available.

Math Grade Equivalents						
Category	05-06		06-07		07-08	
	E	D	E	D	E	D
Grade 3 – Total	2.9	3.4	2.9	3.3	2.8	3.5
African American	2.9	3.0	2.7	2.9	2.8	3.1
Hispanic	3.2	3.3	3.0	3.0	3.3	3.3
White	3.0	3.9	3.5	3.9	2.5	4.0
Non-Free/Reduced	3.6	4.1	3.2	4.0	2.9	4.3
Free/Reduced	2.9	3.1	2.9	3.0	2.8	3.2
Non-Special Needs	3.0	3.5	3.0	3.4	2.8	3.6
Special Needs	2.0	2.5	2.5	2.8	2.5	2.7

In the chart below, the color bar represents the same group of students and their progression from 1st grade through 3rd grade on the IOWA math assessment.



Measurable Objectives for 2008-2009 School Improvement

- Improve percent of students scoring proficient on the reading portion of the MEAP by a minimum of 10% at applicable grade-levels.
- Improve percent of students scoring proficient on the writing portion of the MEAP by a minimum of 10% at applicable grade-levels.
- Improve percent of students scoring proficient on the math portion of the MEAP by a minimum of 10% at applicable grade-levels.
- Fifth grade students scoring proficient on the science MEAP will increase by 10%.